



Reactive Target System LTD.



Swinging Racket

USER MANUAL



www.fab-defense.com

43, Yakov Olamy St. Mishmar Hashiva, ISRAEL 50297

Tel: +972 3 960 3399 | Fax: +972 3 960 3312



Reactive Target System LTD.

Swinging Racket

USER MANUAL

Parts List (Fig 1)

1. Target Base
2. Rectangular Pole
3. Racket Target
4. Cylindrical Pole
5. O-Ring
6. Cylindrical Pole T Connector
7. Drilling Screw

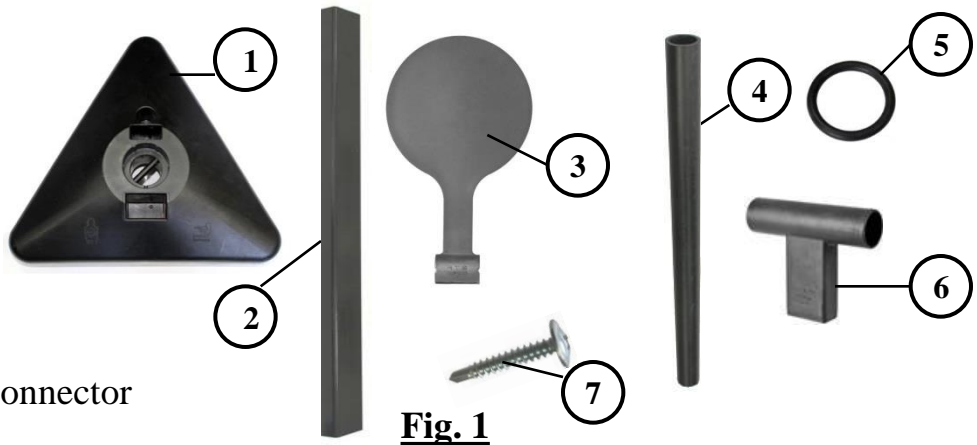


Fig. 1

Step 1. Insert the Rectangular Pole (2) into the Target Base (1) as shown in Fig. 2.

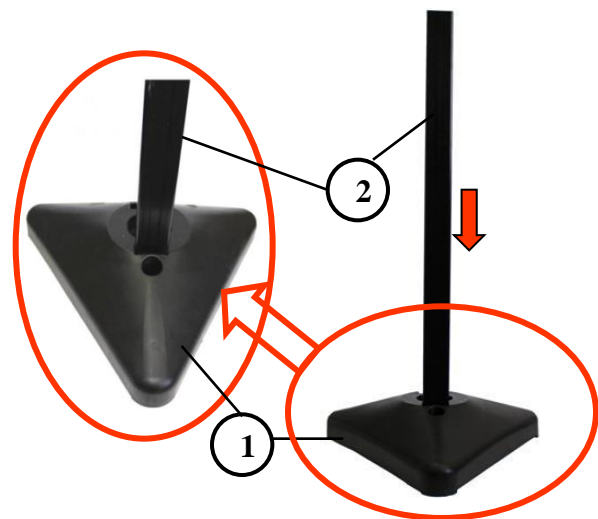


Fig. 2

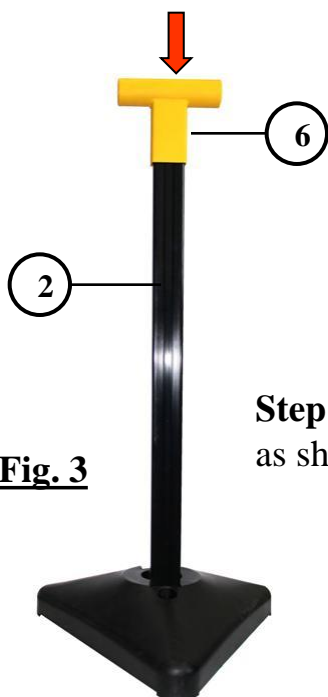


Fig. 3

Step 2. Attach the T Connector (6) to the Rectangular Pole (2) as shown in Fig. 3.



Step 3. Insert the Cylindrical Pole (4) into the T-Connector (6) and set the location using a Drilling Screw (7) as shown in Fig. 4 & 5.

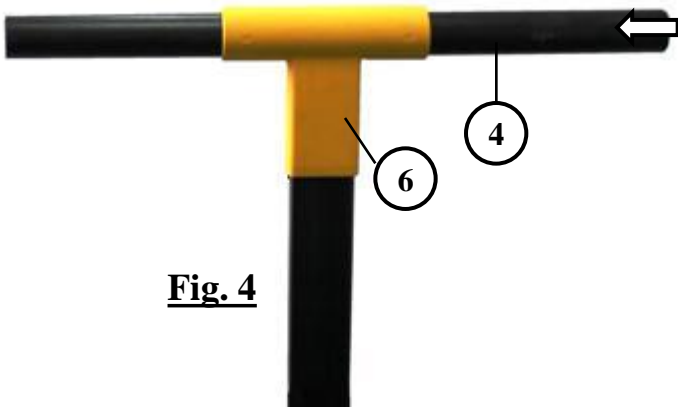


Fig. 4




Fig. 5

Step 4. Place the O-Ring (5) on the Cylindrical Pole (4), add the Racket Target (3) and secure it with an additional O-Ring (5) as shown in Fig. 6.

Note: While placing the O-Ring (5) on the Cylindrical Pole (4) please check that the Target (3) doesn't interfere with the Rectangular Pole (2) or with other Targets.

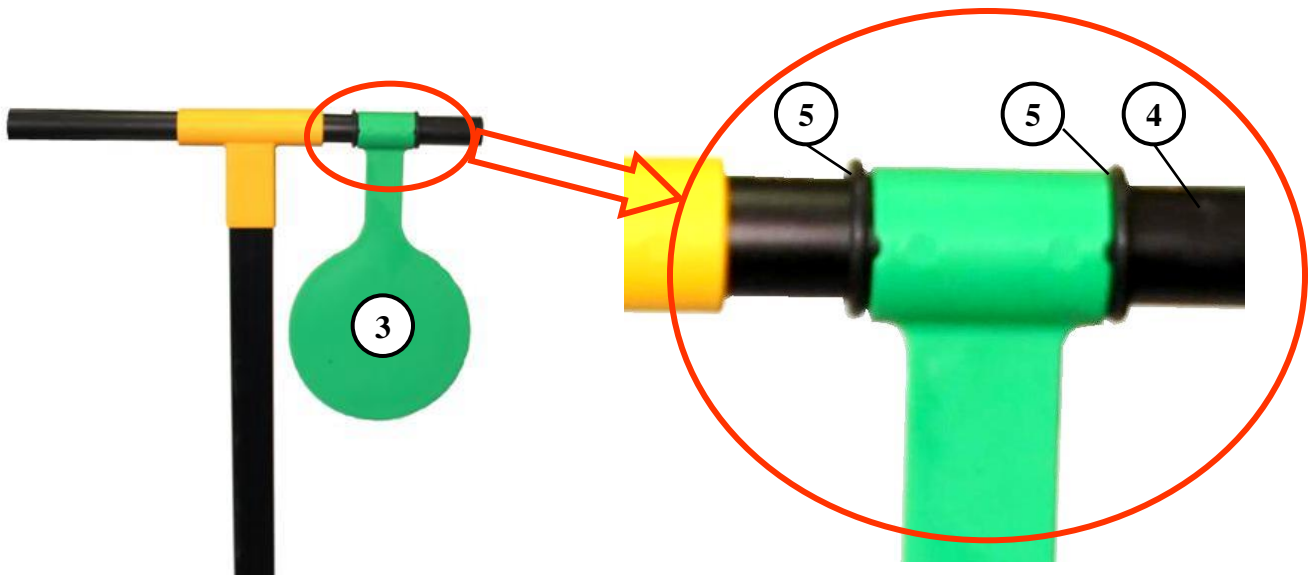


Fig. 6