



Reactive Target System LTD.



# CQB kit

**USER MANUAL**



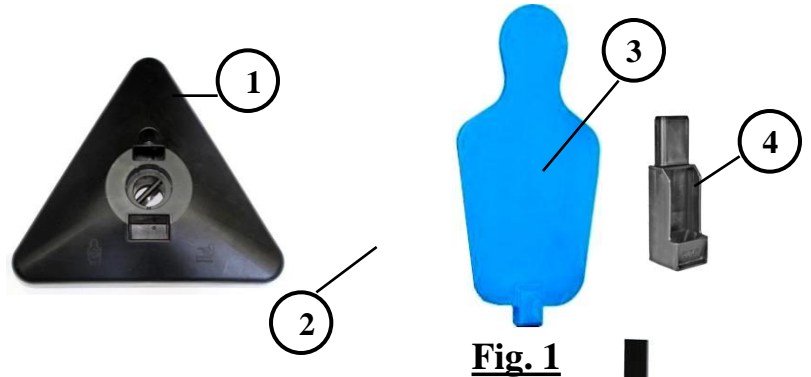
[www.fab-defense.com](http://www.fab-defense.com)

43, Yakov Olamy St. Mishmar Hashiva, ISRAEL 50297

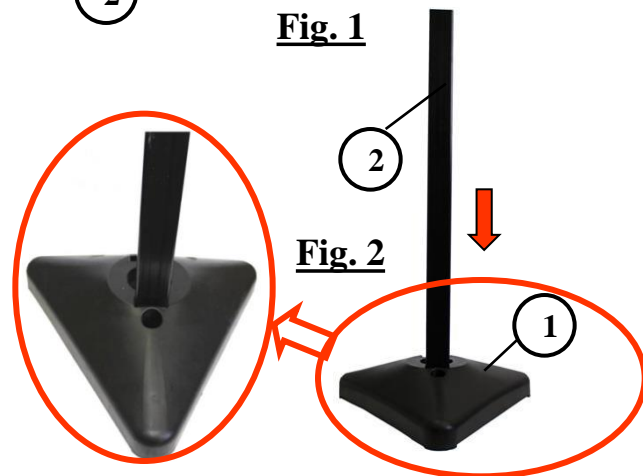
Tel: +972 3 960 3399 | Fax: +972 3 960 3312

### Parts List (Fig 1)


1. Target Base
2. Rectangular Pole
3. Self-Healing Torso Target
4. CQB Connector



**Step 1.** Insert the Rectangular Pole (2) into the Target Base (1) as shown in Fig. 2.



**Step 2.** Attach the CQB Connector (4) to the Torso Target (3) as shown in Fig. 3.



**Step 3.** Place the Target Assembly (3+4) on the Rectangular Pole (2) as shown in Fig. 4.

