



Reactive Target System LTD.



200mm CQB kit

USER MANUAL



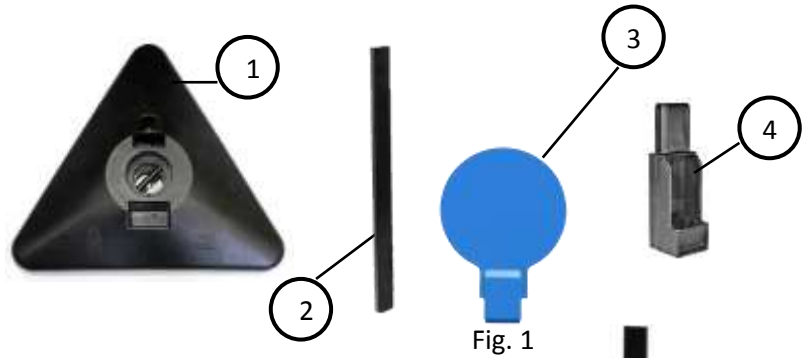
www.fab-defense.com

43, Yakov Olami St. Mishmar Hashiva, ISRAEL 50297

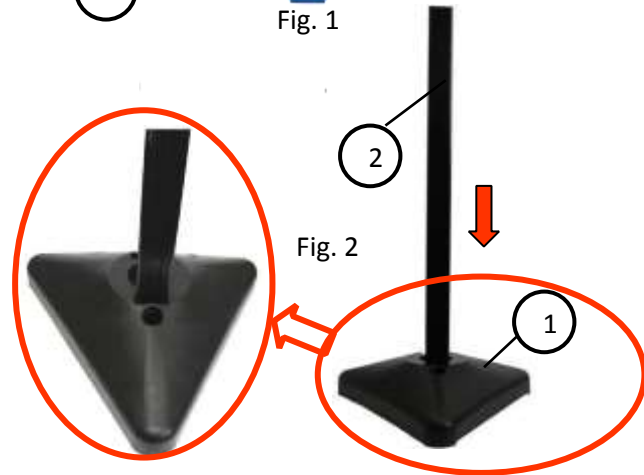
Tel: +972 3 960 3399 | Fax: +972 3 960 3312

Parts List (Fig 1)

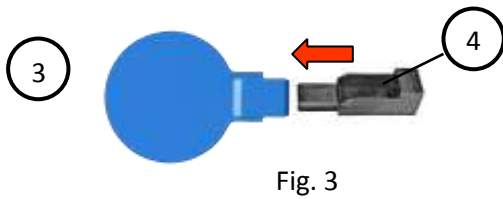
1. Target Base
2. Rectangular Pole
3. Self -Healing 200mm Target
4. CQB Connector



Step 1. Insert the Rectangular Pole (2) into the Target Base (1) as shown in Fig. 2.



Step 2. Attach the CQB Connector (4) to the 200mm Target (3) as shown in Fig. 3.



Step 3. Place the Target Assembly (3+4) on the Rectangular Pole (2) as shown in Fig. 4.

Fig. 4

